

24 MAY, 2026

WWW.TCPRIDE.ORG



TWIN CITIES PRIDE

2026

VENDOR LOAD-IN

FESTIVAL DATES: JUNE 27TH & 28TH, 2026



CONTENTS

1. Festival Details
2. Packet Pick-up
3. Vendor Integrity Team & Code of Conduct
4. Safety Briefing
5. Vendor Setup
6. Festival Maps & Resources
7. Load-In & Load-Out
8. Route Maps & Queues



PRIDE EVENT VENDOR TEAM



Le'O Wallace
He/Him
Vendor Manager



Mitch Markgraf
He/Him
Food Vendor Manager



Emily Sears
She/Her
Vendor Coordinator



Sarah Barnett
She/Her
Vendor Coordinator



Cory Hilden
She/Her
Logistics Director



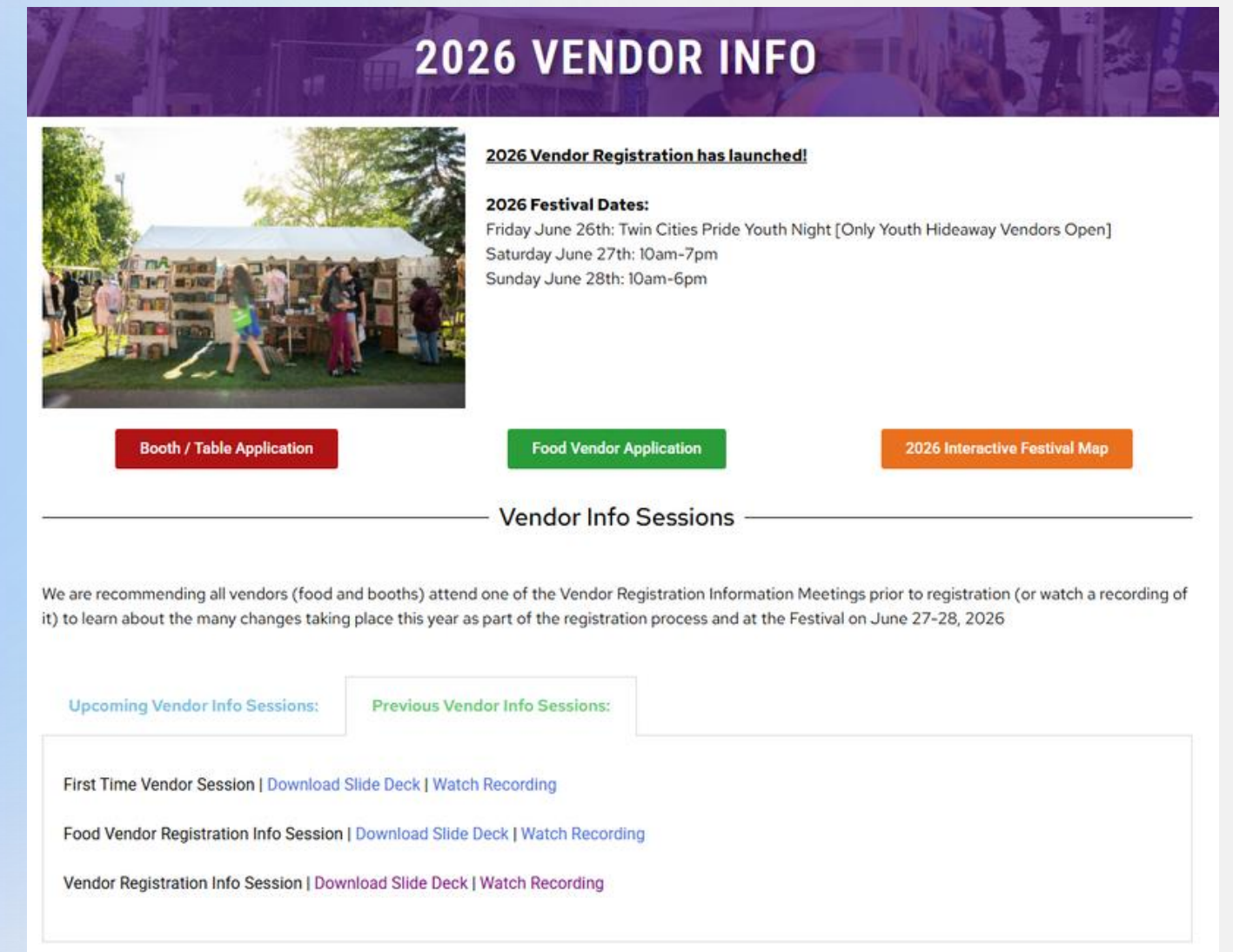
Chloe Koshiol-Wright
She/They
Safety Director

2026 FESTIVAL INFORMATION

2026 Vendor Info - <https://tcpride.org/2026-vendor-info/>

2026 Festival Info - <https://tcpride.org/festival/>

- Interactive, Accessibility, & PDF Maps
- Vendor Meeting Decks & Recordings
- Route & Queue Maps
- FAQs
- Code of Conduct



The screenshot shows the '2026 Vendor Info' page. At the top, it says '2026 Vendor Registration has launched!'. Below that, the '2026 Festival Dates' are listed: Friday June 26th: Twin Cities Pride Youth Night [Only Youth Hideaway Vendors Open], Saturday June 27th: 10am-7pm, and Sunday June 28th: 10am-6pm. There are three buttons: 'Booth / Table Application' (red), 'Food Vendor Application' (green), and '2026 Interactive Festival Map' (orange). Below these is a section for 'Vendor Info Sessions' with a paragraph of text: 'We are recommending all vendors (food and booths) attend one of the Vendor Registration Information Meetings prior to registration (or watch a recording of it) to learn about the many changes taking place this year as part of the registration process and at the Festival on June 27-28, 2026'. There are two tabs: 'Upcoming Vendor Info Sessions:' and 'Previous Vendor Info Sessions:'. Under the 'Upcoming' tab, there are three links: 'First Time Vendor Session | Download Slide Deck | Watch Recording', 'Food Vendor Registration Info Session | Download Slide Deck | Watch Recording', and 'Vendor Registration Info Session | Download Slide Deck | Watch Recording'.

HOURS OF OPERATION

- **Friday June 26th: 4:00pm - 8:00pm Youth Night (select vendors only)**
- **Saturday June 26th: 10:00am - 7:00pm (all vendors)**
- **Sunday June 27th: 10:00am - 6:00pm (all vendors)**



2026 TWIN CITIES PRIDE FESTIVAL THEME

In moments of challenge, our community does what it has always done — we rise, we organize, we protect one another, and we keep going. Across Minnesota, LGBTQIA2S+ people have made their voices heard, fighting for the future we deserve. Our history is one of resilience, and that strength is alive and well today.

Pride 2026 is happening. The Twin Cities Pride

Festival will once again create space for our community to gather in joy, solidarity, and celebration. We will show up boldly. We will take up space. We will honor the generations who came before us and invest in those who will carry us forward.

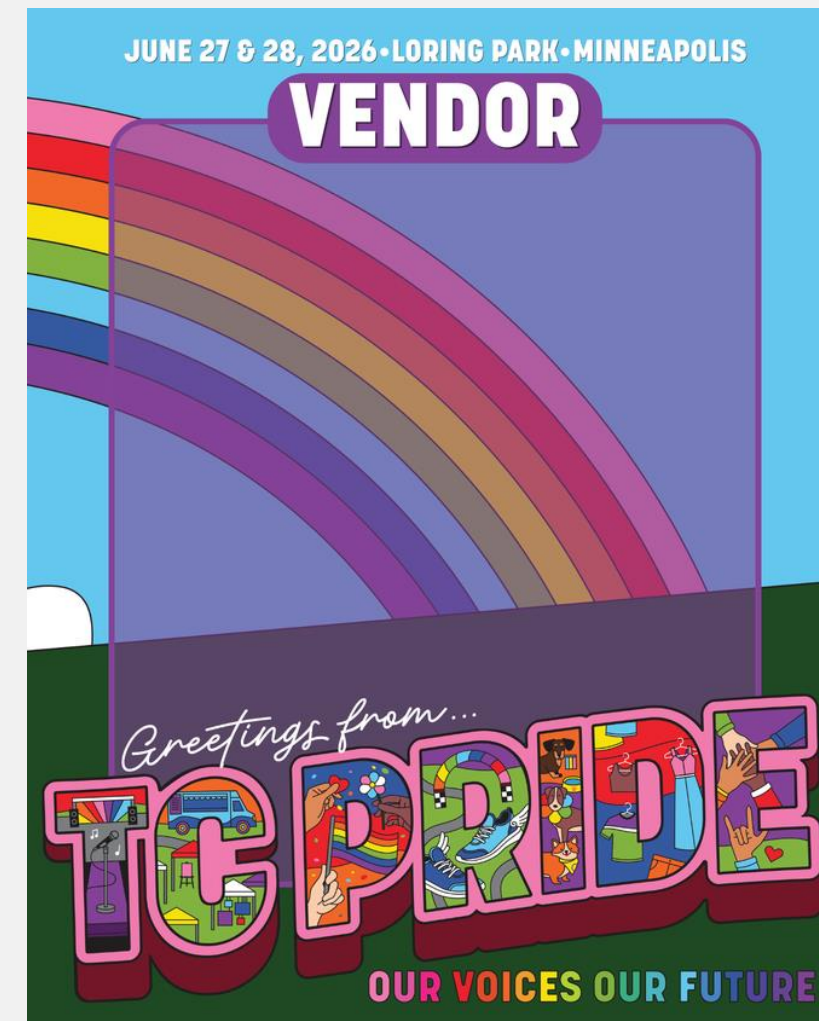
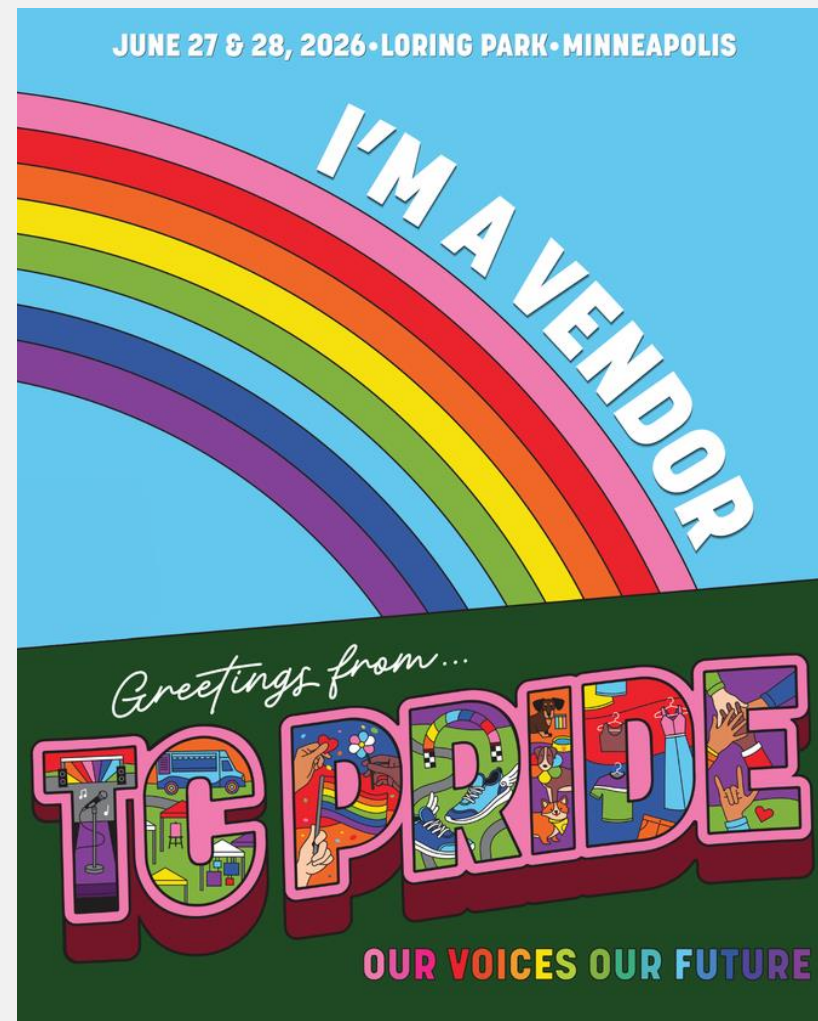
Our Voices, Our Future is a declaration, that we are still here, that we are not backing down, and that the future of Minnesota includes and celebrates LGBTQIA2S+ people exactly as we are.



SOCIALS TEMPLATES

Templates available at:

<https://tcpride.org/2026-vendor-info/>



PACKET PICK-UP

Booth Vendors:

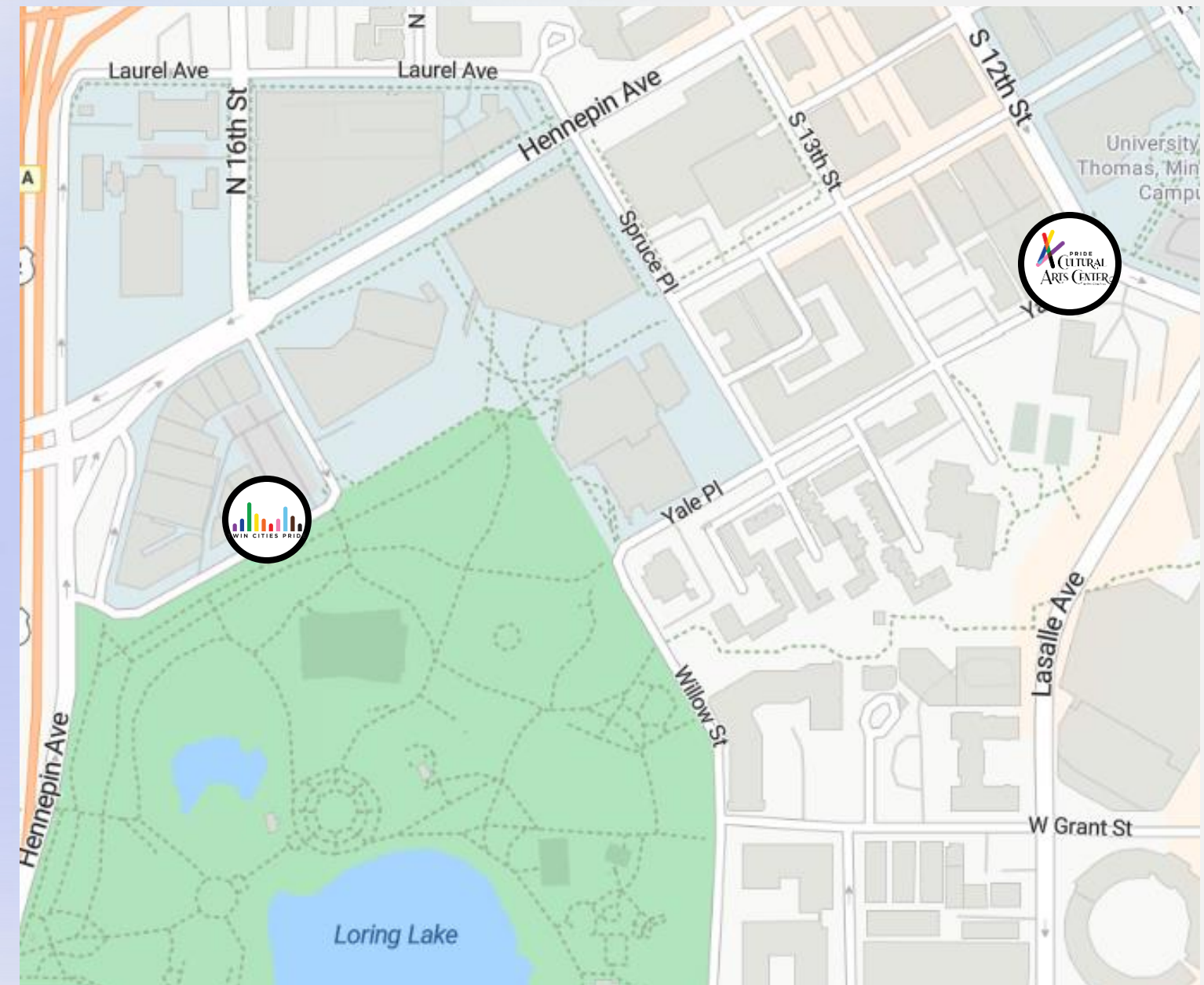
Pride Cultural Arts Center

1201 Harmon Place, Minneapolis, MN
55403
Entrance is located on 12th between Harmon
and Yale

Food Vendors:

Twin Cities Pride Office

1618 Harmon Place, Minneapolis, MN
55403



PACKET PICK-UP

Wednesday, June 10 - 9:30am-7:30pm
Thursday, June 11 - 9:30am- 7:30pm
Friday, June 12 - 9:30am-7:30pm
Saturday June 13 - 9:00am-4:00pm

No Packet Pick-up June 14th-June 22nd

Packets may also be picked up in Loring Park at Vendor Central (near intersection of Willow and Grant)
June 23-26 9:00am-7:00pm



CLOVER PICK-UP (FOOD VENDOR)

- Demo unit will be available at Packet Pick-Up
- Menu will be set-up prior with items vendors provided
- Each bag will be marked for Color Section and Booth
- Kitchen Displays provided if approved/paid for
- Needed cables will be included with unit
- Devices can print receipts
 - Duplicate receipts can be printed for kitchen
- Receipt paper will be included
- Devices will already be paired to Wi-Fi (LTE backup)
- Tech Support from Clover will be onsite all weekend
- Cash drawers can be picked up at Vendor Central in the park June 22-28



FOOD SALES & CASH OUT

- Clover POS System must be used for ALL CASH AND CREDIT SALES
 - VIT team will be monitoring and verifying sales
- NO CASH PICK-UP - vendors are responsible for their own cash management
- Clover return and Checkout - Sunday 6pm-9pm or Monday 9am-4pm at TC Pride office
 - 1618 Harmon Place
 - Vendors are responsible for paying sales tax (9.03%)
 - Tips are removed from Gross Sales
 - Print full Sales Report and use checkout calculator spreadsheet
 - Park Board/Pride fees are 20% of Gross Sales + cc swipe fees
- If TC Pride owes you money
 - Check cut at checkout
 - Or Direct Deposit next business day
- If you owe TC Pride money
 - Pay at checkout
- Damaged or not returned units will result in a fee of \$1000 for POS systems and \$1600 for Kitchen Displays

[MN State Statute 325G.051](#) SURCHARGES ON CREDIT CARDS.

Limitation; prohibition.

(a)A seller of goods or services may impose a surcharge on a purchaser who elects to use a credit card in lieu of payment by cash, check, or similar means, provide

(1) the seller informs the purchaser of the surcharge both orally at the time of sale and by a sign conspicuously posted on the seller's premises, and

(2) the surcharge does not exceed 5% of the purchase price.

VENDOR INTEGRITY TEAM

Why a Vendor Integrity Team?

At the Twin Cities Pride Festival, we believe in continuous improvement and the creation of a vibrant, welcoming space for all. The Vendor Integrity Team is a proactive initiative aimed at ensuring that our vendors contribute to the festival's core values of diversity, inclusivity, and professionalism. Our primary goal is to foster a positive and inclusive environment where vendors, festival-goers, and the community can thrive together.

Responsibilities

- Upholding Festival Policies & Standards
- Addressing Rogue Vendors
- Secret Shopping
- Handling Vendor Complaints
- Nurturing a Positive Community Experience
- Empowering Vendor Success

VIT PROCESS & CODE OF CONDUCT

[Twin Cities Pride Vendor Code of Conduct](#)

- Respect for Human Rights, Diversity, and Inclusion
- Acting with Integrity and Transparency
- Health, Safety, and Inclusive Environment
- Commitment to Education, Awareness, and Continuous Improvement
- Collaboration and Community Engagement
- Environmental Responsibility
- Consequences of Unacceptable Behavior

Process

- Report/Concern received
- VIT Team communicates with people involved
- Issue is Resolved, a Warning is issued, and/or the person involved or vendor is Removed from the festival

Call or Text Dispatch with requests or concerns: (612)255-3265

All people who staff a booth or represent your organization at the festival must follow the Vendor Code of Conduct.

SIGN UP NOW FOR THE TC PRIDE TEXT ALERTS.



Text the following "keywords" to 333111

TCPRIDE

Public Messaging Alerts

TCPVENDOR

Festival Vendor Messaging Alerts

Text alerts expire shortly after the festival and will NOT be used for marketing purposes.

SAFETY BRIEFING

Road Closures & Controlled Access

- Willow Street
 - CLOSED - (Grant to Yale) Wednesday, June 24th
 - CLOSED- (Grant to 15th) Friday, June 26th
- Yale Place
 - PERMIT ONLY - (Willow to 12th) Friday, June 26th
- Grant Street
 - PERMIT ONLY - (Willow to Lasalle) Friday, June 26th
- 14th Street
 - PERMIT ONLY - (Willow to Lasalle) Friday, June 26th
- Harmon Place
 - CLOSED - (Maple to Hennepin/Lyndale) Saturday, June 27th
- Hennepin Ave
 - CLOSED - (Washington to Lyndale) Sunday, June 28th
 - 7:00am until parade is completely cleaned up



SAFETY BRIEFING

Safety Protocols - YOUR PART

- Be Kind and Helpful
- Report
 - Violence, threats, and hate
 - Unattended bags, suspicious activity
 - Drones
- Attendance
 - Don't attend/travel alone
 - Write down emergency contacts and let them know where you will be
 - Set a meet-up spot
- Self-Care
 - Stay hydrated!
 - Wear sunscreen, find shade, and take breaks from the sun
 - Wear comfortable closed toe shoes
 - Know your limits



SAFETY BRIEFING



Safety Protocols

- 911 Dispatch will be on site during the festival to aid in quicker responses to emergencies
- EMS will be on site during the festival
- Roving security will be in the park 24 hours a day
 - While security is in the park at night, they cannot be everywhere at once
- Vendors are NOT allowed to camp in the park overnight

TENT SETUP


- Confirm your spot
 - Location is marked on the ground
 - Vendors in the wrong spot will be required to move
- Tents must be setup within the marked spaces
 - Spaces are often set back from the walkways to aid in traffic flow when festival is busy
- Tents must be weighted to a minimum of 40lbs per leg
 - Sandbags, water weights, other forms of weights
- Use caution when staking tents
 - **Red** - Power
 - **Blue** - Water
 - **Yellow** - Gas
 - **Orange** - Communication
- Attach booth # with provided zip ties
 - Placard must be visible to aid attendees and safety personnel in finding your booth



IMPROPERLY WEIGHTED TENTS AFTER 2025 STORM



HOW TO PROPERLY WEIGHT A TENT



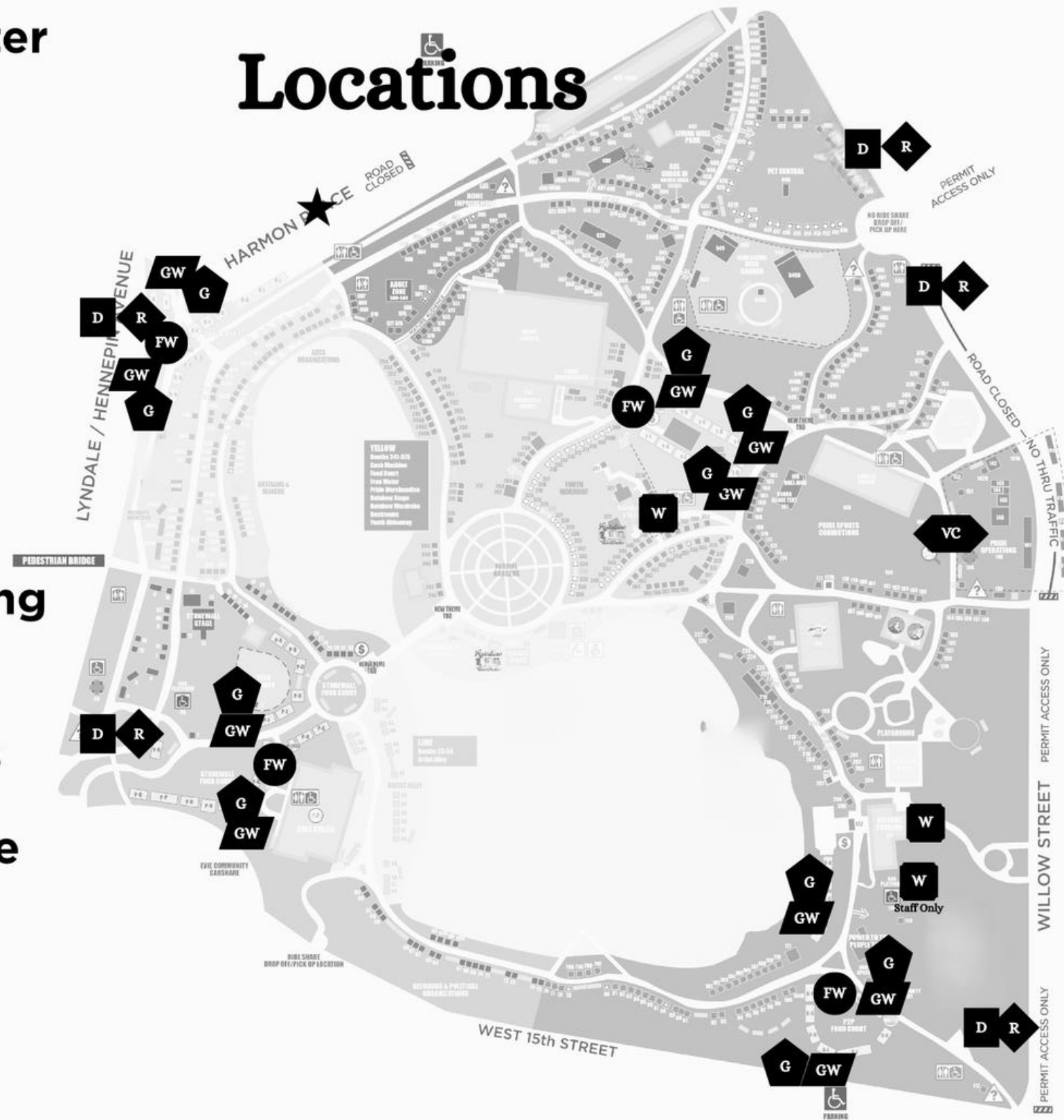
FOOD VENDOR SETUP



- Food trucks/trailers need to be escorted in by authorized TC Pride volunteers/staff members
- Spaces may not be flat - vendors need to bring supplies to level their rig as needed
- Vendors must setup in their designated space
- Vehicle/setup cannot leave the park - have a restock plan

- D** Dumpster
- G** Grease (Metal)
- GW** Grey Water
- FW** Frozen Water
- R** Recycling
- W** Water Faucets
- ★ TC Pride Office
- VC** Vendor Central

Locations



TRASH MANAGEMENT

- Haul all trash and recycling to dumpsters
 - Bins in the park are for attendees only
 - Do not pile trash near the bins
- Flatten all cardboard before putting in the recycling dumpster
- DO NOT fill cardboard boxes with trash
- Don't overload trash bags - humans are hauling
- NO grease or grey water disposal in dumpsters
 - Grease must be emptied into marked METAL barrels
 - Grey Water must be disposed of in marked barrels
- Up to \$500 fine may be charged to any vendors who do not properly dispose of refuse.

WATER ONLY

GRAY WATER ONLY
NO GREASE IN
THIS BARREL

GREASE ONLY
NO WATER
IN THIS BARREL

VENDOR BATHROOMS



There are marked Biffs throughout the park to reduce the time vendors need to be away from their booths, standing in lines.

- “Please Give Vendors Priority! Please allow them to step to the front of the line so they can get back to making this a great festival for us all.”

PARKING

- No vehicles are permitted to be in the park on Saturday or Sunday for Load-In or Restocking
- Parking areas marked on the Route Maps are for Load-In during authorized load-in times only
 - No parking in Loring Park.
 - Vehicles must be out of park by end of 2-hour load-in window
- Metro Transit offers free ride passes during the festival
- 1-Day or 3-Day parking passes may be purchased
 - Dunwoody parking lot (7-15 minute walk)
 - 1-Day for \$20, 3-Day for \$50
 - <https://www.eventeny.com/events/vendor/?id=38884>
- Parking garages, street parking, and surface lots available in downtown/uptown





FESTIVAL TRANSPORTATION AND PARKING

Public Parking and different transportation options are available to reach the festival. Below are some of our recommendations for parking and transportation. For Handicap parking options (including Metro Mobility), please visit our [accessibility page](#).

Metro Transit

The Metro Transit system features numerous bus stops around Loring Park. We recommend using the [Metro Transit Trip Planner](#) to determine the best route for you. We partnered with Metro Transit to provide a free ride pass for each day of the festival! Check back for 2026 passes

Southwest Transit

Ride with Southwest Transit to the Twin Cities Pride Parade on Sunday, June 28, 2026. Whether you're joining us for the first time or you're a seasoned parade-goer, they'll get you there comfortably and conveniently.

Parking

We recommend booking convenient and affordable parking in advance through SpotHero, the nation's leading parking reservations app. To reserve your parking spot for Twin Cities Pride, visit the [Loring Park SpotHero Parking Page](#).

SPOT HERO | Reserve Parking Now

[HTTPS://TCPRIDE.ORG/TRANSPORTATION-PARKING/](https://tcpride.org/transportation-parking/)

WI-FI ACCESS

<https://www.eventeny.com/events/vendor/?id=42235>

PRIDE
is universal.

xfinity

Wi-Fi Pricing

- Purchased prior to 5/24/26 - \$175
- Purchased 5/25/26-5/31/26 - \$225

Wi-Fi can also be purchased during the festival for \$275.

FROZEN WATER

<https://www.eventeny.com/events/vendor/?id=38884>

20lb Bag

- \$9.00/bag presale ends 6/7/26
 - Vendors pick-up from Free Water Refill booths in any food court
- \$11.35 Credit/\$11.00 Cash Onsite during the festival



LOAD-IN

Load-In/ Setup

- Thursday June 25th and Friday June 26th
 - Vendors selected their load-in time when completing their application
- Must have Entry Pass to bring a vehicle into the park
 - 1 vehicle allowed in the park at a time
 - Can hand off pass and bring a second vehicle in after first exits park
- Vehicles must be out of park by end of load-in window
 - Can walk back in to finish setting up



WHAT ROUTE TO GET TO MY BOOTH?

Route 1

Purple: 1-32
All Purple Food
Lime Green: 33-34
Yellow: 245B-264
Rose: All Booths
Red: All Booths

Route 2

Lime Green: 35-54
Purple: 55-75
Blue: All Booths
All Blue Food
Green: 129-152, 158-160, 175-230

Route 3A

Green: 153-157C, 162-174
Light Blue: All Booths
Yellow: 241-245, 265-375
All Yellow Food
Orange: 376-409, 522-561

Route 3B

Orange: 410-521

Route 4


All Rose Food


MAP LEGEND & INSTRUCTIONS




Don't make me angry!

 No Vehicle Travel beyond this point.

 Load-In is Walk/Cart in Only — NO Cars in these areas. Park in the correct parking area for your booth number.

 Direction of travel is ONE WAY in the park shown by the double arrow.

 Direction of travel is TWO WAY in the park shown by the four arrows.

- Vehicles only allowed along black arrow path or in parking areas.
- Do Not block paths when parking to unload.
- Load-In window is 2 hours please arrive, unload and exit the park in that time. You can walk back in and spend as much time as needed setting up your booth.

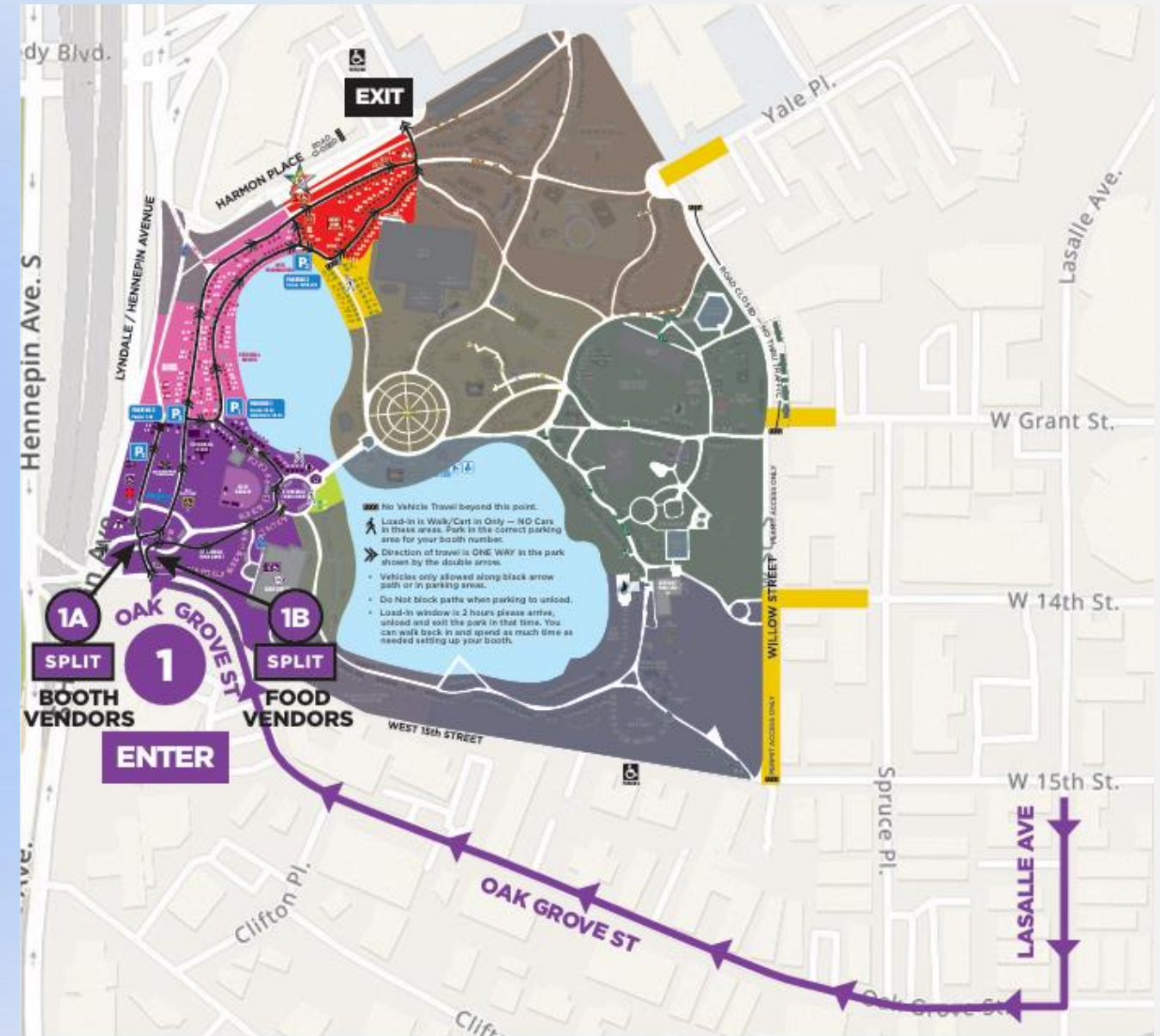
ROUTE 1 ENTRY & QUEUE MAP

Route 1

Purple: 1-32
 All Purple Food
 Lime Green: 33-34
 Yellow: 245B-264
 Rose: All Booths
 Red: All Booths

ENTRY AND QUEUE

Entry Pass required to enter park. Take Lasalle Ave to Oak Grove Street, head westbound, go to West 15th Street, turn left onto Oak Grove Street/West 15th and line up in the metered spaces to enter Loring Park on the right with Entry Pass before you get to Hennepin. Vendors enter at 1 and then split into Booth Vendors at 1A and Food Vendors at 1B. **DO NOT** attempt to enter Loring park by turning off of Hennepin Avenue onto Oak Grove and cutting in front of traffic to turn into the Park.



LOAD-OUT

ENTRY PASS REQUIRED TO ENTER PARK FOR LOAD-OUT. Load-Out Sunday 7-8 PM: Small commercial vehicles are allowed in the park for Load-Out. At 8 PM, entry into the park will stop until Food Trucks have exited under escort at the entry point. All other vehicles should exit according to the flow of traffic indicated by black line and double arrows. Vehicle entry will resume sometime around 9 PM or when Food Trucks have exited.

Route 1

ROUTE 1 LOAD-IN/OUT MAP

Purple: 1-32

All Purple Food

Lime Green: 33-34

Yellow: 245B-264

Rose: All Booths

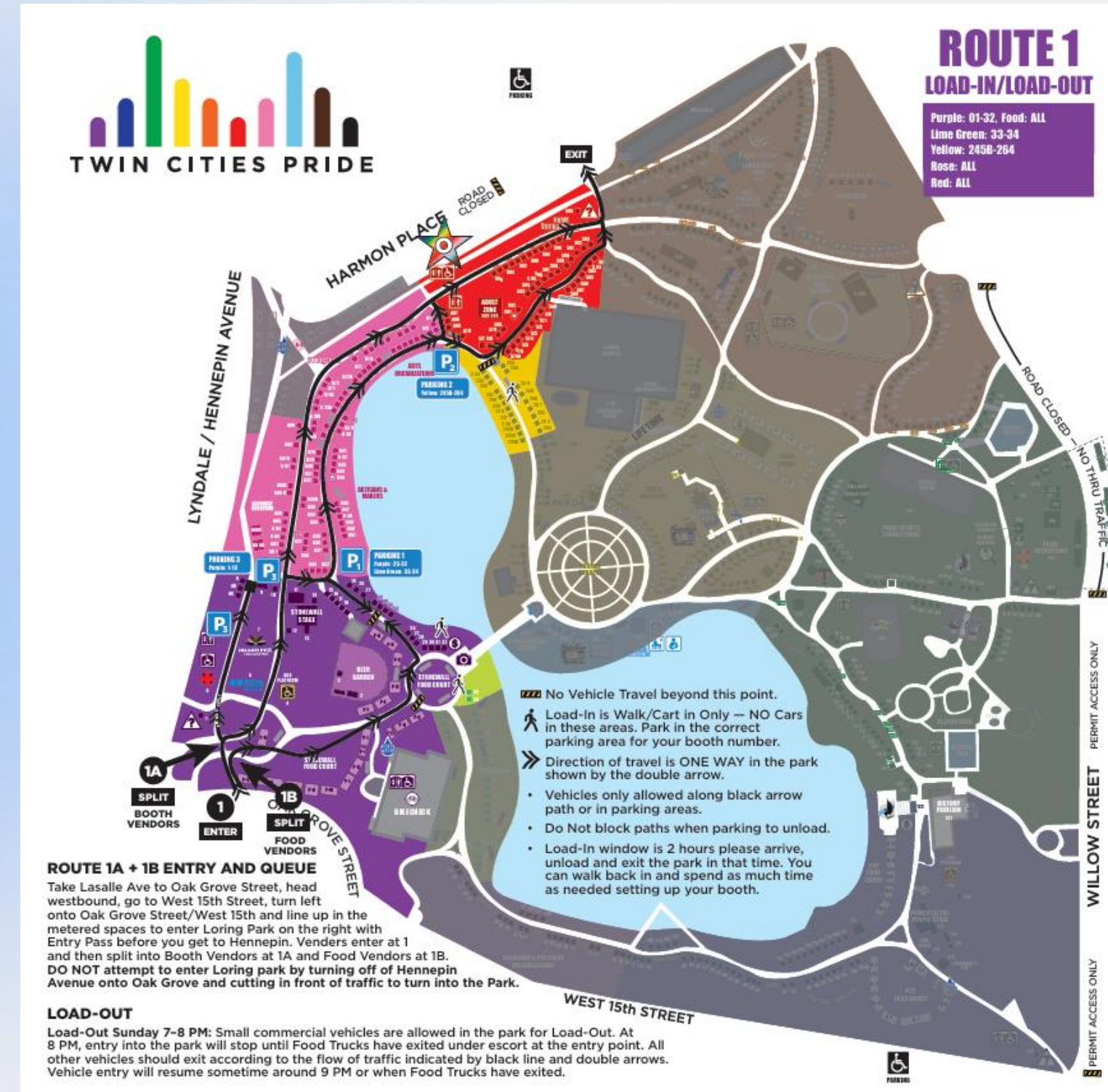
Red: All Booths

Load-In

- Thursday, June 25th and Friday, June 26th
- 2-hour window selected during application
- Vehicle must be out of the park by the end of your load-in window

Load-Out

- Festival ends at 6pm
- No vehicles in the park before it is safe (most attendees have left park)
- Cars no earlier than 7pm
- Large trucks no earlier than 8pm
- Food truck exit no earlier than 8pm



ROUTE 1 LOAD-IN/OUT MAP

Route 1

Purple: 1-32
 All Purple Food
 Lime Green: 33-34
 Yellow: 245B-264
 Rose: All Booths
 Red: All Booths

▨▨▨ No Vehicle Travel beyond this point.

🚶 Load-In is Walk/Cart in Only – NO Cars in these areas. Park in the correct parking area for your booth number.

➡➡➡ Direction of travel is ONE WAY in the park shown by the double arrow.

⬅️⬅️⬅️ Direction of travel is TWO WAY in the park shown by the four arrows.

- Vehicles only allowed along black arrow path or in parking areas.
- Do Not block paths when parking to unload.
- Load-In window is 2 hours please arrive, unload and exit the park in that time. You can walk back in and spend as much time as needed setting up your booth.



Route 1A (to left) - Booth vendors
 Route 1B (to right) - Food vendors

- Follow route, not sidewalk
- Tight corner - do not jump curb

Parking 1 - Purple 24-32 and Lime Green 33-34
 Parking 3 - Purple 1-10
 Do not block paths while unloading

ROUTE 2 ENTRY & QUEUE MAP

Route 2

Lime Green: 35-54
 Purple: 55-75
 Blue: All Booths
 All Blue Food
 Green: 129-152, 158-160, 175-230

ENTRY AND QUEUE


Entry Pass required to enter park. Take LaSalle Ave to West 14th Street, head westbound toward the Park, enter Controlled Entry for local traffic with Entry Pass, turn left onto Willow go up toward West 15th Street, turn right into Loring Park with Entry Pass before you get to West 15th Street. **DO NOT attempt to enter into Loring Park from West 15th Street.**

Route 2

ROUTE 2 LOAD-IN/OUT MAP

Lime Green: 35-54
 Purple: 55-75
 Blue: All Booths
 All Blue Food
 Green: 129-152, 158-160, 175-230

- Load-In**
- Thursday, June 25th and Friday, June 26th
 - 2-hour window selected during application
 - Vehicle must be out of the park by the end of your load-in window
- Load-Out**
- Festival ends at 6pm
 - No vehicles in the park before it is safe (most attendees have left park)
 - Cars no earlier than 7pm
 - Large trucks no earlier than 8pm
 - Food truck exit no earlier than 8pm



ROUTE 2 LOAD-IN/OUT MAP

Route 2

Lime Green: 35-54
 Purple: 55-75
 Blue: All Booths
 All Blue Food
 Green: 129-152, 158-160, 175-230

- No Vehicle Travel beyond this point.
- Load-In is Walk/Cart in Only – NO Cars in these areas. Park in the correct parking area for your booth number.
- Direction of travel is ONE WAY in the park shown by the double arrow.
- Direction of travel is TWO WAY in the park shown by the four arrows.
- Vehicles only allowed along black arrow path or in parking areas.
- Do Not block paths when parking to unload.
- Load-In window is 2 hours please arrive, unload and exit the park in that time. You can walk back in and spend as much time as needed setting up your booth.

Booths 35-54 are walk-in only - Park in P1 than carry or cart items to your booth space.
 No vehicles beyond the barrier near 55.
 Note the areas that indicate one-way or two-way directions of traffic.
 Do not block paths while unloading.



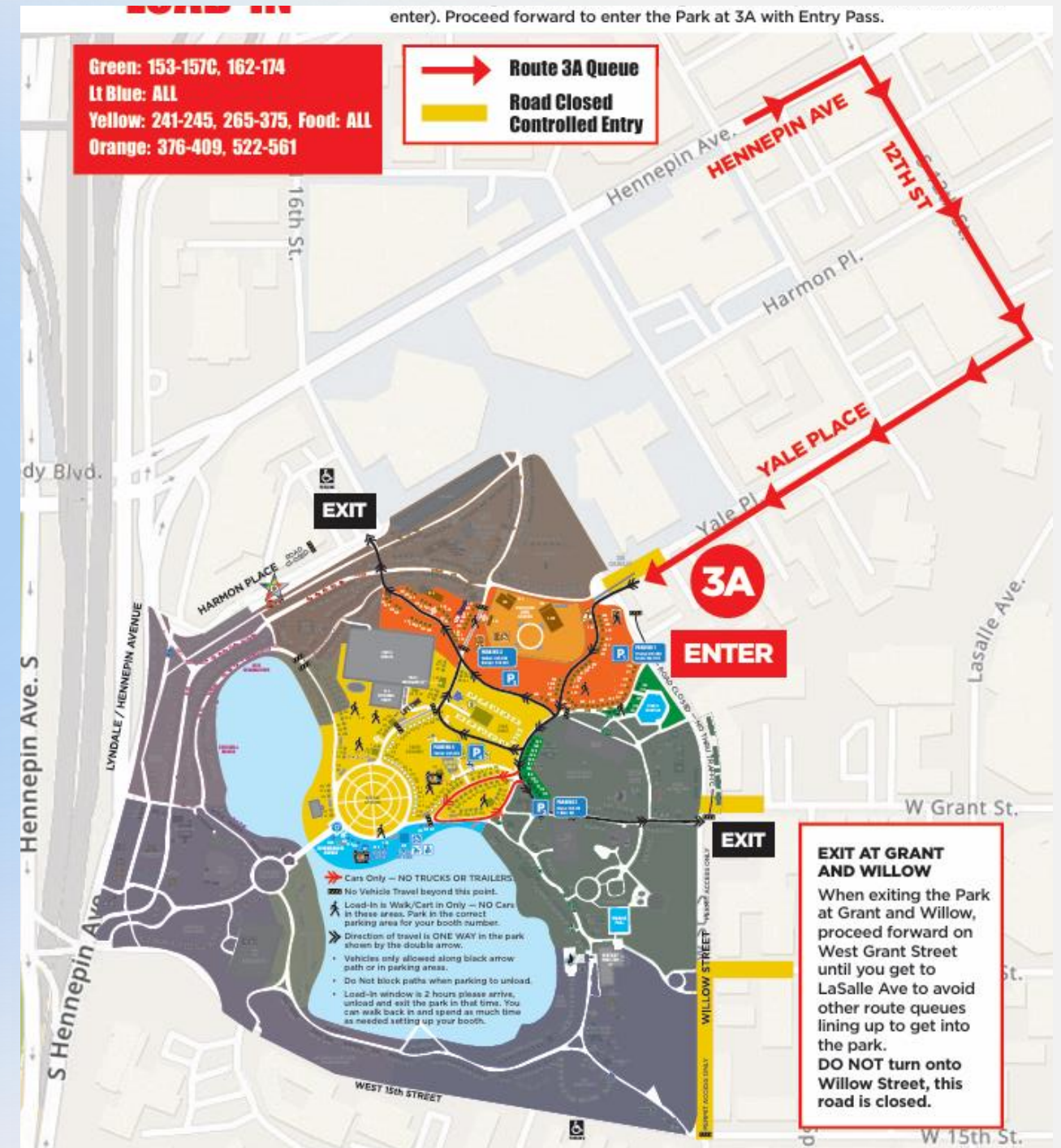
ROUTE 3A ENTRY & QUEUE MAP - FRIDAY

Route 3A

Green: 153-157C, 162-174
 Light Blue: All Booths
 Yellow: 241-245, 265-375
 All Yellow Food
 Orange: 376-409, 522-561

ENTRY AND QUEUE

Entry Pass required to enter park. Take Hennepin Ave to South 12th Street, take South 12th Street to Yale, turn right onto Yale heading westbound toward the Park. Follow Yale to Spruce and enter Controlled Entry for local traffic with Entry Pass, proceed forward to split into lanes 3 lanes (3A on Left side of Yale and 3B on Right side of Yale — leaving center lane open/free for local traffic to enter). Proceed forward to enter the Park at 3A with Entry Pass.

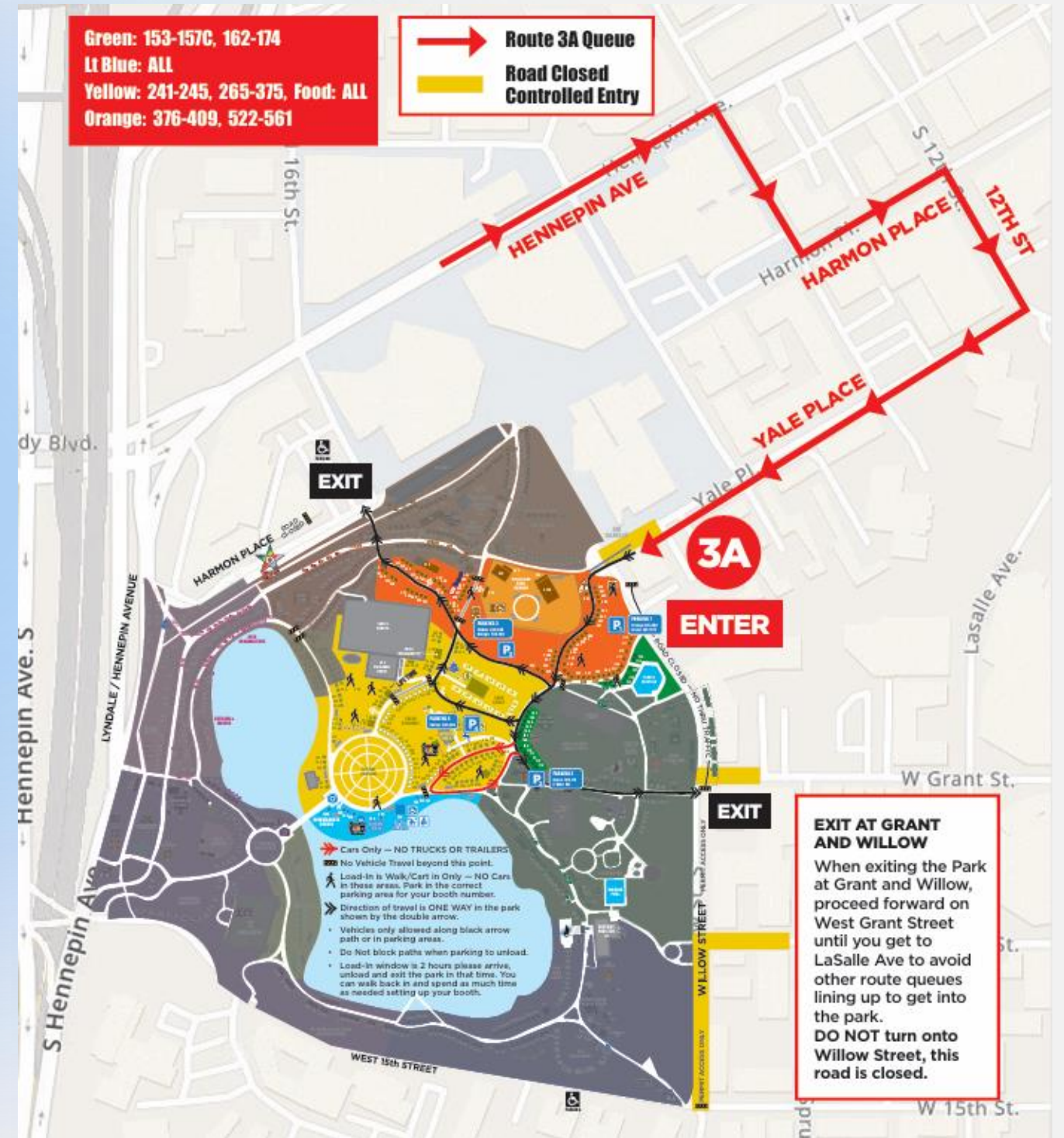


ROUTE 3A ENTRY & QUEUE MAP - SUNDAY

Route 3A

Green: 153-157C, 162-174
 Light Blue: All Booths
 Yellow: 241-245, 265-375
 All Yellow Food
 Orange: 376-409, 522-561

Due to a road closure at the Hennepin and 12th intersection on Sunday evening, the route into the park will be slightly different for load-out.
 Follow Hennepin to 13th, turn right on 13th, turn left on Harmon, turn right on 12th, turn right on Yale, and join the queue to enter the park.



Route 3A

ROUTE 3A LOAD-IN/OUT MAP

Green: 153-157C, 162-174
 Light Blue: All Booths
 Yellow: 241-245, 265-375
 All Yellow Food
 Orange: 376-409, 522-561

- Load-In**
- Thursday, June 25th and Friday, June 26th
 - 2-hour window selected during application
 - Vehicle must be out of the park by the end of your load-in window
- Load-Out**
- Festival ends at 6pm
 - No vehicles in the park before it is safe (most attendees have left park)
 - Cars no earlier than 7pm
 - Large trucks no earlier than 8pm
 - Food truck exit no earlier than 8pm

TWIN CITIES PRIDE

ROUTE 3A LOAD-IN/LOAD-OUT

Green: 153-157C, 162-174
 Light Blue: ALL
 Yellow: 241-245, 265-375, Food: ALL
 Orange: 376-409, 522-561

ROUTE 3A ENTRY AND QUEUE
 Take Hennepin Ave to South 12th Street, take South 12th Street to Yale, turn right onto Yale heading westbound toward the Park. Follow Yale to Spruce and enter Controlled Entry for local traffic with Entry Pass, proceed forward to split into lanes 3 lanes
 (3A on Left side of Yale and 3B on Right side of Yale – leaving center lane open/free for local traffic to enter). Proceed forward to enter the Park at 3A with Entry Pass.

EXIT
 Exit at either Maple Street or Grant Street and Willow Street depending on the booth location and flow of traffic.
 When exiting the Park at Grant and Willow, proceed forward on West Grant Street until you get to LaSalle Ave to avoid other route queues lining up to get into the park. DO NOT turn onto Willow Street, this road is closed.

Legend:
 → Cars Only – NO TRUCKS OR TRAILERS.
 [Hatched Area] No Vehicle Travel beyond this point.
 [Person Icon] Load-In is Walk/Cart in Only – NO Cars in these areas. Park in the correct parking area for your booth number.
 [Double Arrow] Direction of travel is ONE WAY in the park shown by the double arrow.
 • Vehicles only allowed along black arrow path or in parking areas.
 • Do Not block paths when parking to unload.
 • Load-In window is 2 hours please arrive, unload and exit the park in that time. You can walk back in and spend as much time as needed setting up your booth.



ROUTE 3A LOAD-IN/OUT MAP

Route 3A

Green: 153-157C, 162-174

Light Blue: All Booths

Yellow: 241-245, 265-375

All Yellow Food

Orange: 376-409, 522-561

/// No Vehicle Travel beyond this point.

🚶 Load-In is Walk/Cart in Only — NO Cars in these areas. Park in the correct parking area for your booth number.

➡➡ Direction of travel is ONE WAY in the park shown by the double arrow.

↔↔ Direction of travel is TWO WAY in the park shown by the four arrows.

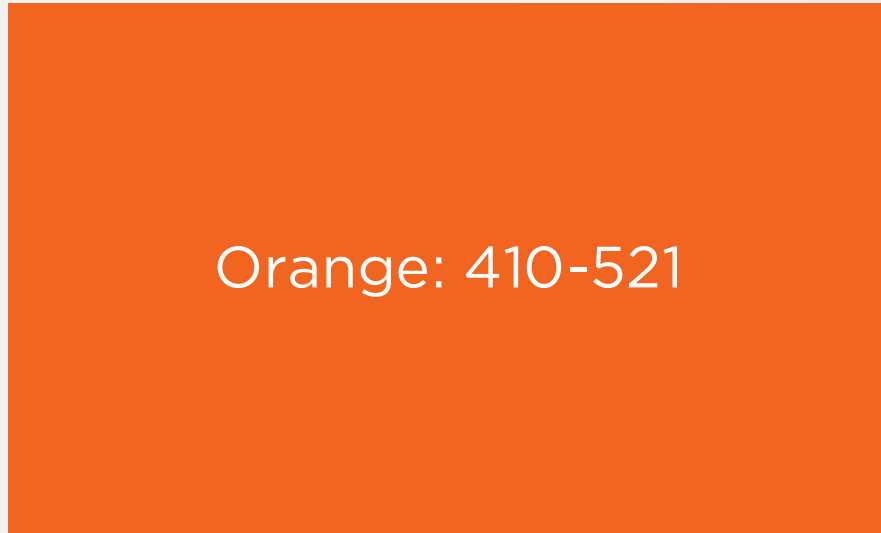
- Vehicles only allowed along black arrow path or in parking areas.
- Do Not block paths when parking to unload.
- Load-In window is 2 hours please arrive, unload and exit the park in that time. You can walk back in and spend as much time as needed setting up your booth.



Parking Areas 1-4 for unloading only
 All vehicles must be out of Parking Area 2 by 3pm on Friday
Cars Only Path - No trucks or other large vehicles due to the tight turn
 No vehicles allowed near the Remembrance Garden
 Follow marked directions of travel on all paths
 Do not block paths while unloading

ROUTE 3B ENTRY & QUEUE MAP - FRIDAY

Route 3B



ENTRY AND QUEUE

Entry Pass required to enter park. Take Hennepin Ave to South 12th Street, take South 12th Street to Yale, turn right onto Yale heading westbound toward the Park. Follow Yale to Spruce and enter Controlled Entry for local traffic with Entry Pass, proceed forward to split into lanes 3 lanes (3A on Left side of Yale and 3B on Right side of Yale — leaving center lane open/free for local traffic to enter). Proceed forward to enter the Park at 3B with Entry Pass.

ROUTE 3B LOAD-IN

ENTRY AND QUEUE
Entry Pass required to enter park. Take Hennepin Ave to South 12th Street, take South 12th Street to Yale, turn right onto Yale heading westbound toward the Park. Follow Yale to Spruce and enter Controlled Entry for local traffic with Entry Pass, proceed forward to split into lanes 3 lanes (3A on Left side of Yale and 3B on Right side of Yale — leaving center lane open/free for local traffic to enter). Proceed forward to enter the Park at 3B with Entry Pass.

Orange: 410-521

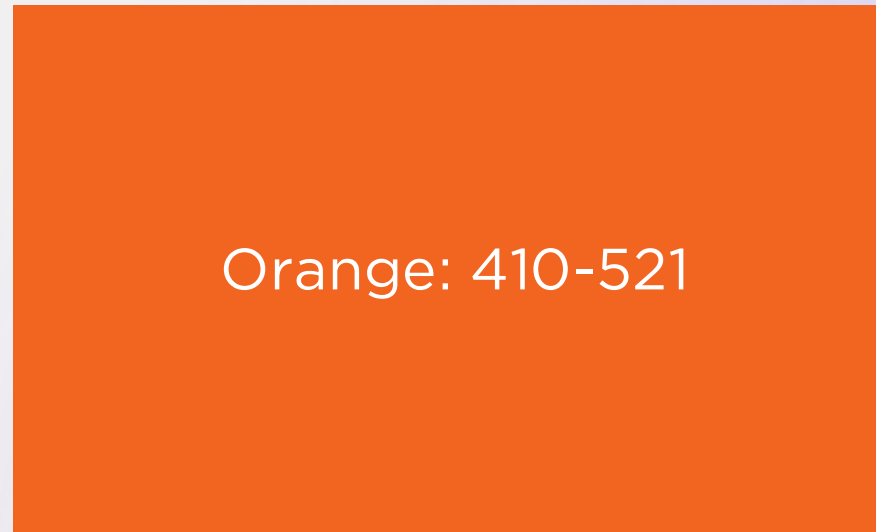
- Route 3B Queue
- Road Closed Controlled Entry

The map illustrates the route for Route 3B vendors. It shows Hennepin Ave running north-south, with South 12th St and Yale Place intersecting it. A queue for Route 3B is indicated by an orange arrow along Yale Place, starting from the intersection with Spruce St and heading west. A yellow shaded area along Yale Place indicates a road closed for controlled entry. An 'EXIT' sign is located near Harmon Place, and an 'ENTER' sign is placed at the intersection of Yale Place and Spruce St. Other streets shown include Lyndale/Hennepin Avenue, Harmon Pl., and Lasalle Ave.



ROUTE 3B ENTRY & QUEUE MAP - SUNDAY

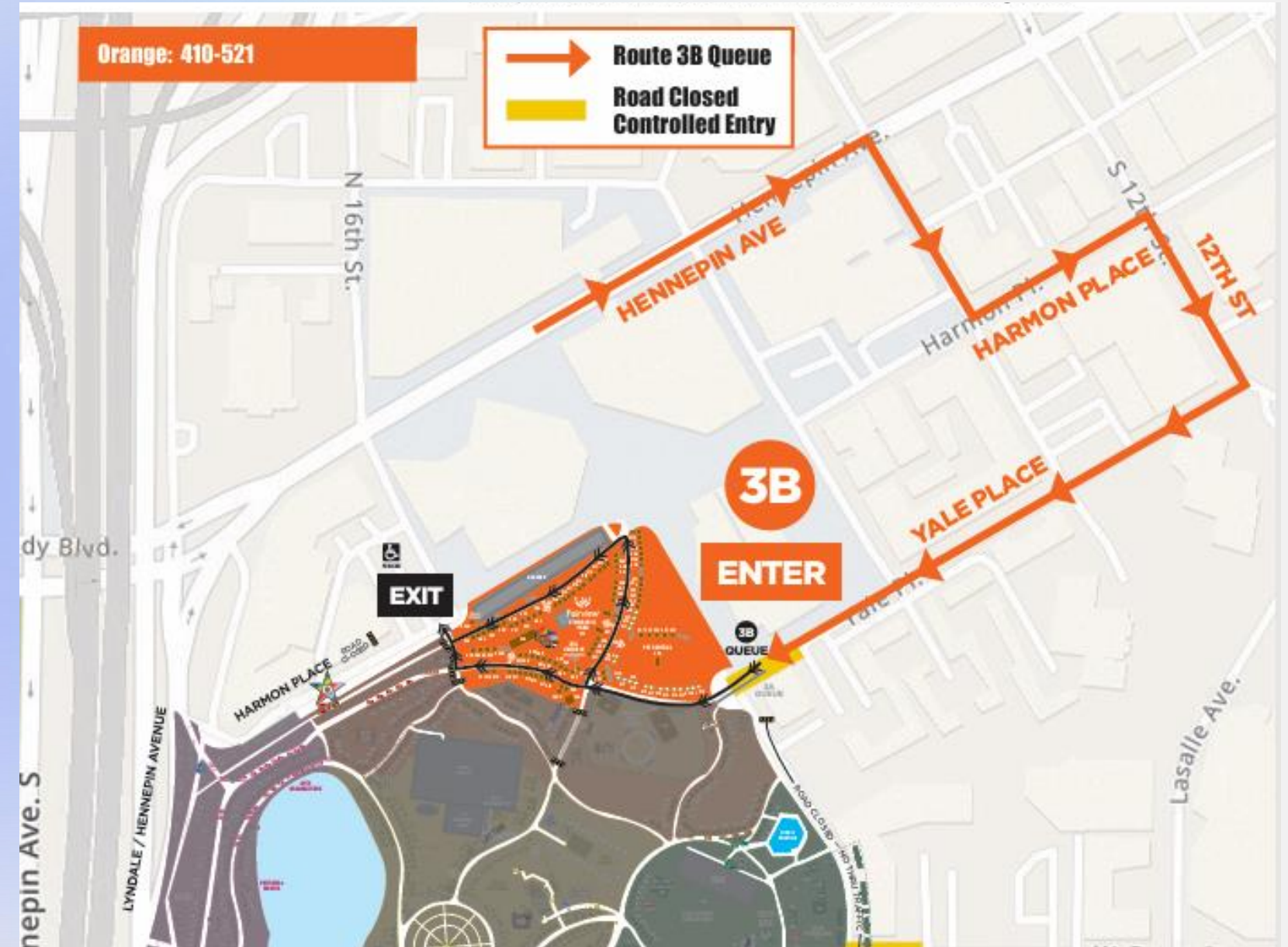
Route 3B



Orange: 410-521

Due to a road closure at the Hennepin and 12th intersection on Sunday evening, the route into the park will be slightly different for load-out.

Follow Hennepin to 13th, turn right on 13th, turn left on Harmon, turn right on 12th, turn right on Yale, and join the queue to enter the park.



Route 3B

ROUTE 3B LOAD-IN/OUT MAP

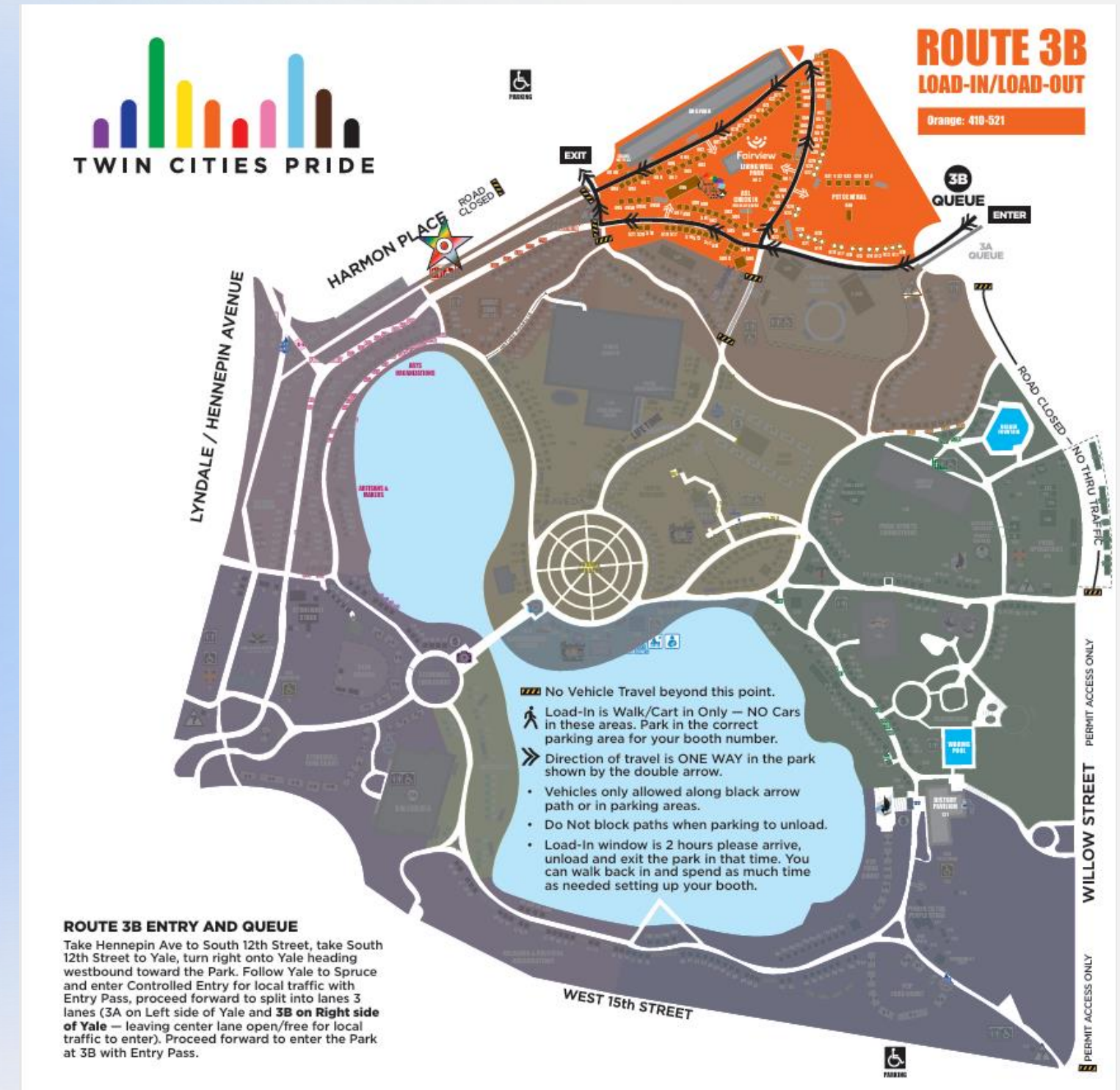
Orange: 410-521

Load-In

- Thursday, June 25th and Friday, June 26th
- 2-hour window selected during application
- Vehicle must be out of the park by the end of your load-in window

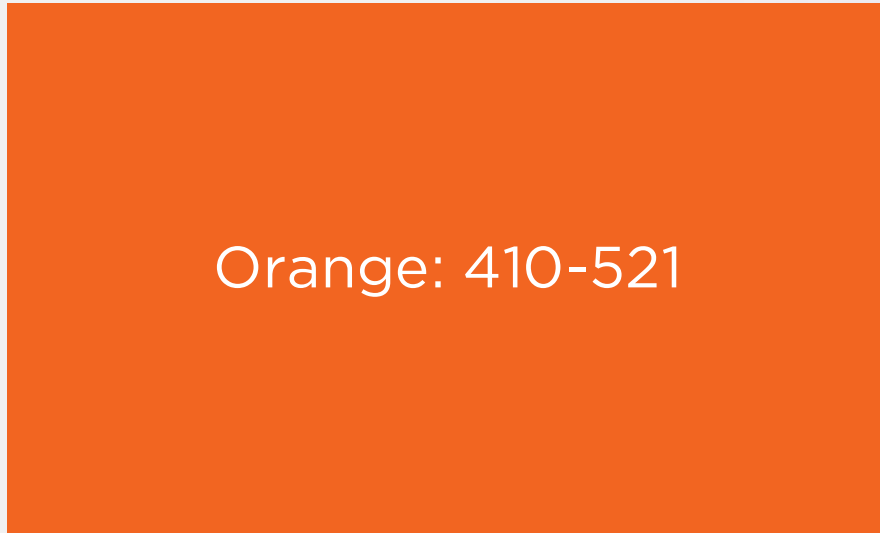
Load-Out

- Festival ends at 6pm
- No vehicles in the park before it is safe (most attendees have left park)
- Cars no earlier than 7pm
- Large trucks no earlier than 8pm
- Food truck exit no earlier than 8pm







ROUTE 3B LOAD-IN/OUT MAP

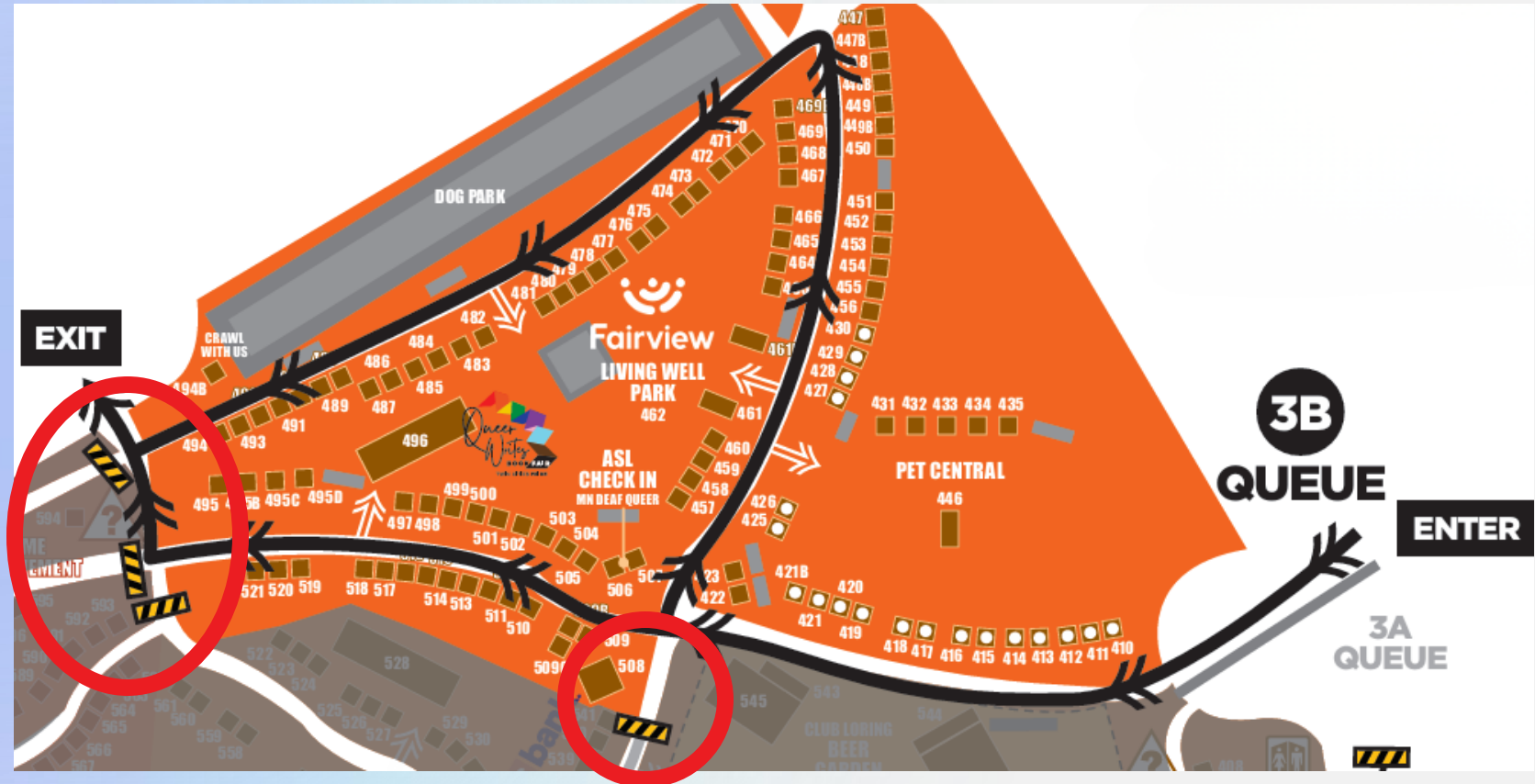
Route 3B



Orange: 410-521

-  No Vehicle Travel beyond this point.
-  Load-In is Walk/Cart in Only — NO Cars in these areas. Park in the correct parking area for your booth number.
-  Direction of travel is ONE WAY in the park shown by the double arrow.
-  Direction of travel is TWO WAY in the park shown by the four arrows.
- Vehicles only allowed along black arrow path or in parking areas.
- Do Not block paths when parking to unload.
- Load-In window is 2 hours please arrive, unload and exit the park in that time. You can walk back in and spend as much time as needed setting up your booth.

Follow marked directions of travel on all paths
 Do not pass barriers on paths
 Do not block paths while unloading



ROUTE 4 ENTRY & QUEUE MAP

Route 4



ROUTE 4 ENTRY AND QUEUE

Entry Pass required to enter park. Take Hennepin Ave turning onto Maple Street, then onto Harmon Place.

Food Vendors & Food Storage: Proceed to Harmon Place or sidewalk and wait for staff to escort you into position.



Route 4

ROUTE 4 LOAD-IN/OUT MAP

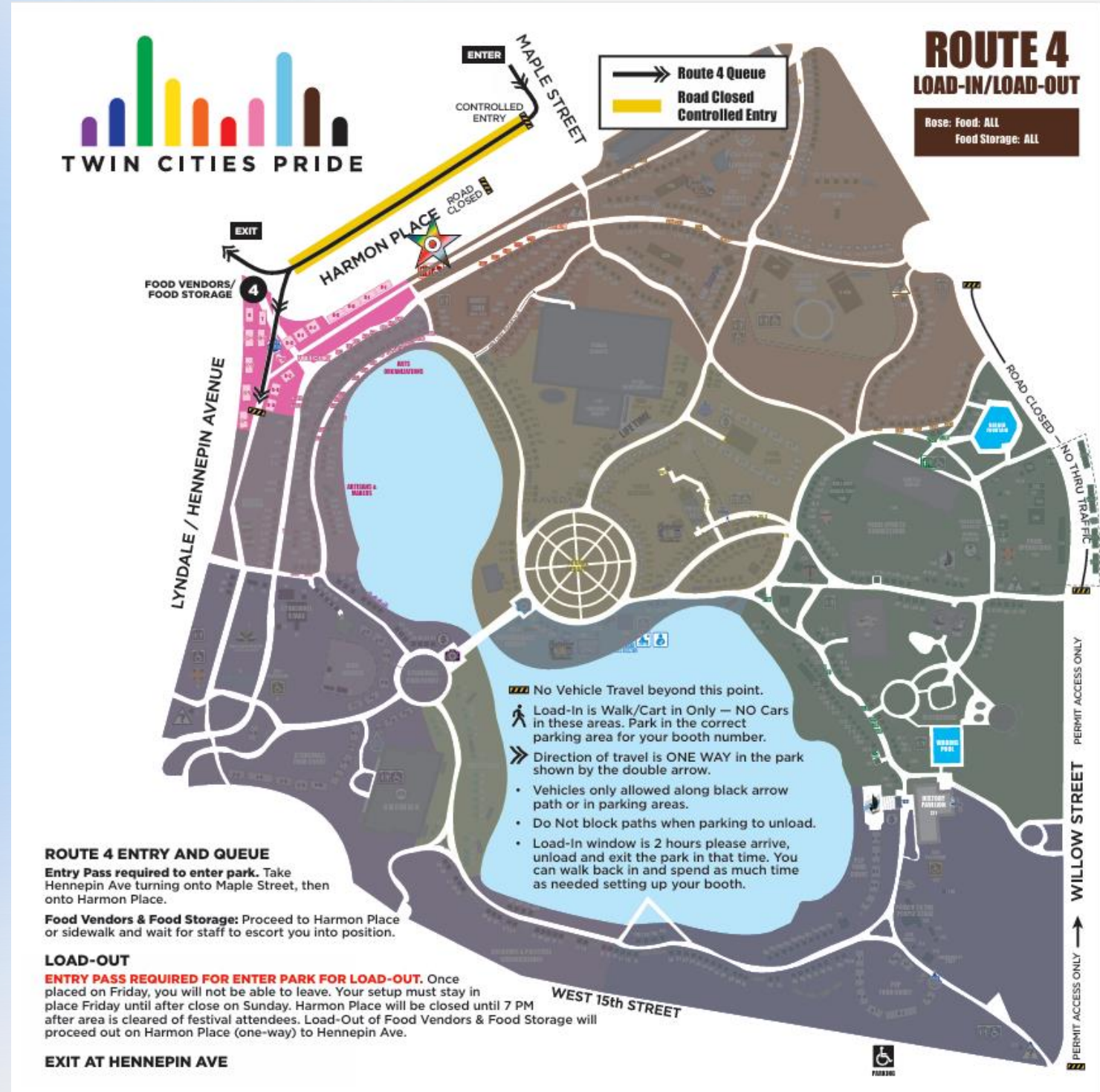
All Rose Food

Load-In

- Thursday, June 25th and Friday, June 26th
- 2-hour window selected during application
- Vehicle must be out of the park by the end of your load-in window

Load-Out





- Festival ends at 6pm
- No vehicles in the park before it is safe (most attendees have left park)
- Cars no earlier than 7pm
- Large trucks no earlier than 8pm
- Food truck exit no earlier than 8pm



ROUTE 4 LOAD-IN/OUT MAP

Route 4

All Rose Food

-  No Vehicle Travel beyond this point.
-  Load-In is Walk/Cart in Only — NO Cars in these areas. Park in the correct parking area for your booth number.
-  Direction of travel is ONE WAY in the park shown by the double arrow.
-  Direction of travel is TWO WAY in the park shown by the four arrows.
- Vehicles only allowed along black arrow path or in parking areas.
- Do Not block paths when parking to unload.
- Load-In window is 2 hours please arrive, unload and exit the park in that time. You can walk back in and spend as much time as needed setting up your booth.

All food vendors & food storage must wait outside of the park for staff to escort them into the park and into position.



LOAD-OUT



Sunday, June 28th & Monday, June 29th

6pm - Festival Ends

7pm - Begin allowing small vehicles into the park if it is safe to do so

- No vehicles will be allowed into the park until enough people have left that it is determined to be safe to do so

8pm - Large trucks will be allowed to enter

8pm - Routes 1 & 2 (Purple and Blue) food trucks begin to leave

- Entry traffic will be halted to open a path for the food trucks to exit

Recommend Cart Out if Possible



Q&A

This deck and recordings of session will be available at

<https://tcpride.org/2026-vendor-info/>

Please send feedback and additional questions to festival@tcpride